


# Atlanta by the numbers.



## ATLANTA'S GROWTH FROM 2000-2012



**22%** foreign-born  
**>1%** native-born

native-born  
**4.5% VS.**  
**6.6%**  
foreign-born  
entrepreneurs

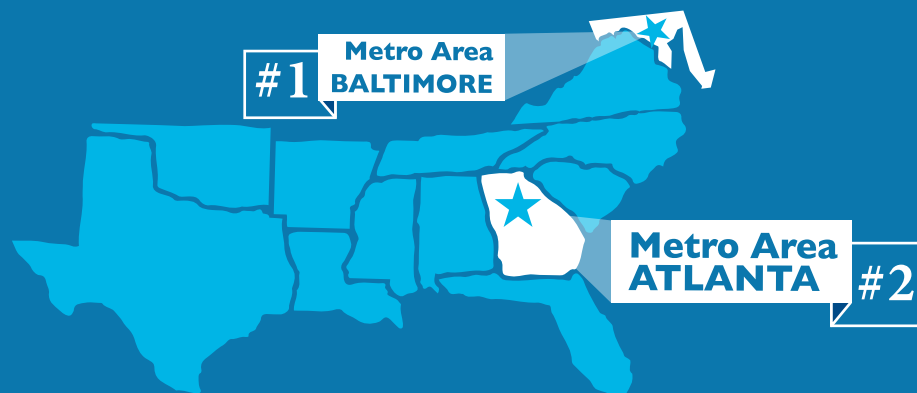


# 33,358

[or, 8%]  
# of foreign-born Atlantans in 2012



**one  
out of five**  
children live in bilingual or  
non-English households





**TOP REGIONAL FOREIGN-BORN  
POPULATION GROWTH, 2000-2010**

Georgia immigrant businesses generate

# \$2.9 Billion

each year (12%) of

## BUSINESS REVENUE



**TOP 10 COUNTRIES OF ORIGIN**  
(of foreign-born in metro Atlanta)